

Stock Exchange Market

Secondary Market			
Amount Traded			
	July	August	Δ Monthly
Treasury Bills	-	-	0,00%
Unit share	-	0,68	100,00%
Corporate Bonds	0,10	0,09	-7,70%
Treasury Bonds Indexed Treasury Bills	206,66	45,30	-78,08%
Indexed Treasury Bonds	61 887,10	52 403,86	-15,32%
Treasury Bonds	45 659,34	35 328,63	-22,63%
Subtotal	107 753,20	87 778,56	-18,54%
Total	107 753,20	87 778,56	-18,54%

Source: BODIVA

Amount Traded by Segment and Client			
Segment	Clients	July	August
Bilateral Market	Banks	18 893,61	15 152,32
	Other clients ¹	15 151,75	4 699,01
	Subtotal	34 045,36	19 851,34
Multilateral Market	Banks	7 610,58	15 124,59
	Other clients ¹	66 097,26	52 802,63
	Subtotal	73 707,83	67 927,22
Total		107 753,20	87 778,56

Source: BODIVA | ¹ Includes retail investors and non-banking financial institutions

Amount Traded by Type of Customer - for the Purchase			
Sector	July	August	Δ Monthly
Agriculture	-	11,31	100,00%
Bank	26 504,19	30 276,92	14,23%
Trade	13 793,40	15 618,2	13,23%
Construction	2 306,69	413,73	-82,06%
Consultancy	856,14	-	-100,00%
Education	2 514,03	-	-100,00%
Energy	1 409,65	-	-100,00%
Mutual Funds	16 611,90	9 902,45	-40,39%
Pension Fund	697,76	-	-100,00%
Participation Management	3 714,57	-	-100,00%
Real Estate	2 398,75	-	-100,00%
Industry	4 243,31	637,97	-84,97%
non-profit institutions	-	92,32	100,00%
Religion	652,81	-	-100,00%
Maritime	748,49	-	-100,00%
Private	22 718,83	22 189,59	-2,33%
Oil	-	1 749,98	100,00%
Services	7 069,04	5 337,09	-24,50%
Catering	1,44	-	-100,00%
investment fund management	-	90,82	100,00%
Insurance	148,84	1 215,58	716,69%
Telecommunications	1 363,37	-	-100,00%
Transport	-	242,58	100,00%
Total	107 753,20	87 778,56	-18,54%

Source: BODIVA

Amount Traded by Type of Customer - for the Sale

Sector	July	August	Δ Monthly
Bank	52 071,60	60 633,39	16,44%
Trade	10 155,82	5 241,60	-48,39%
Construction	24 383,44	6 274,41	-74,27%
Demining	370,47	-	-100,00%
Energy	1 978,05	-	-100,00%
agrarian fund	-	4 981,00	100,00%
Mutual Funds	5 024,86	-	-100,00%
Partitipation Management	45,45	129,61	185,17%
Project Management	397,99	-	-100,00%
Hotel and Tourism	1 055,41	-	-100,00%
Real Estate	48,13	-	-100,00%
Industry	1 924,10	2 733,81	42,08%
Cleaning	360,11	-	-100,00%
Private	1 012,94	1 472,44	45,36%
Fishery	681,36	-	-100,00%
Oil	2 159,56	426,13	-80,27%
Services	5 536,15	5 505,10	-0,56%
Insurance	-	381,07	100,00%
Telecommunication	547,77	-	-100,00%
Total	107 753,20	87 778,56	-18,54%

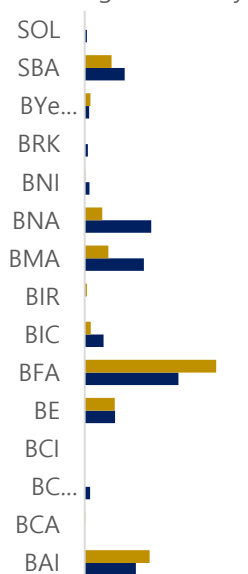
Source: BODIVA

Amount Traded by Financial Intermediary - for the Purchase

Intermediaries	July	August	Δ Monthly
BAI	14 511,79	18 351,71	26,46%
BCA	54,39	222,60	309,29%
BCGA	1 520,21	-	-100,00%
BCI	0,75	-	-100,00%
BCS	8 581,09	-	-100,00%
BE	26 477,49	8 523,62	-67,81%
BFA	5 357,88	37 191,73	594,15%
BIC	57,29	1 750,57	2955,87%
BIR	16 759,92	598,24	-96,43%
BMA	18 858,02	6 702,56	-64,46%
BNA	1 397,20	4 981,00	256,50%
BNI	939,67	209,78	-77,68%
BRK	1 282,05	-	-100,00%
B Yetu	11 351,83	1 661,27	-85,37%
SBA	-	7 585,48	100,00%
SOL	603,63	-	-100,00%
Total	107 753,20	87 778,56	-18,54%

Source: BODIVA

August July

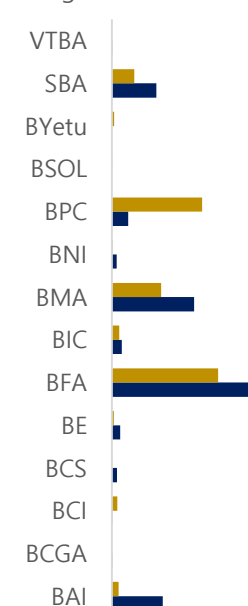


Amount Traded by Financial Intermediary - for the Sale

Intermediaries ²	July	August	Δ Monthly
BAI	15 167,99	1 991,86	-86,87%
BCGA	115,14	-	-100,00%
BCI	25,06	1 649,75	6482,98%
BCS	1 550,59	129,61	-91,64%
BE	2 530,90	593,73	-76,54%
BFA	41 177,66	31 743,99	-22,91%
BIC	2 951,94	2 228,14	-24,52%
BMA	24 564,65	14 735,19	-40,01%
BNI	1 457,96	220,85	-84,85%
BPC	4 879,80	26 976,82	452,83%
BSOL	-	101,40	100,00%
BYetu	-	671,55	100,00%
SBA	13 319,94	6 735,68	-49,43%
VTBA	11,56	-	-100,00%
Total	107 753,20	87 778,56	-18,54%

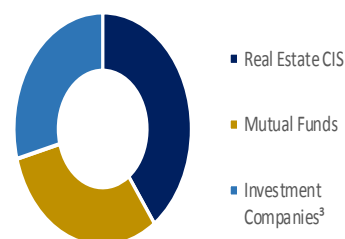
Source: BODIVA

Agosto Julho



Collective Investment Schemes

Amount Managed by Type of Collective Investment Schemes		
	July	August
Real Estate CIS	114 065,78	113 520,61
Mutual Funds	80 974,21	87 285,89
Investment Companies ³	82 119,87	82 487,50



Source: CMC³ The values are subject to update

Amount Managed by Type of Asset		
	July	August
Real Estate Assets	194 627,88	194 667,96
Cash	23 034,89	16 965,97
Public Debt	71 534,04	83 730,06

Source: CMC| the values are subject to update

Registered Entities

Registered Entities	
Entities Registered at Capital Market Commission	N° of Entities
Stock Exchange	1
Colletive Investment Schemes Operators	8
Colletive Investment Schemes	22
Stock Brokers	4
Real Estates Appraisers	23
Real Estate Appraisers Certifying Entity	1
Banks	25
Auditors	9

Source: CMC

ABOUT CMC

The Capital Markets Commission (CMC) is an independent public institution, with administrative and financial autonomy, superintended by the President of the Republic and overseen by the Ministry of Finance.

The CMC has as its mission the regulation, supervision, surveillance and promotion of the capital markets and the activity that involves all the agents that participate in these markets, be it directly or indirectly, in the terms of the Presidential Decree nº 54/13, of June 6th (Organic Statute that established the CMC).

Along with the Organic Statute, CMC's activities are incorporated under the Law 22/15 of August 31st (Securities Code – CodVM) and by the law 12/15 of June 17th Financial Institutions Law.

The CMC acts in an independent fashion in the pursuit of its objectives, all the while operating within the limits of the law.

CONTACTS

Telephone: (+244) 992 518 292 | 949 546 473

E-mail: institucional@cmc.gv.ao; gee@cmc.gv.ao

Website: www.cmc.gv.ao

UO/OD 5477 – NIF 5000336025

Complexo Administrativo Clássicos de Talatona, MAT STREET, 3B, GU 19 B

Bloco A5, 1º e 2º Luanda, Angola



COMISSÃO
DO MERCADO
DE CAPITAIS
REPÚBLICA DE ANGOLA

Disclaimer: This document has been written on the basis of information from reliable sources but its accuracy cannot be fully guaranteed. The content of this document do not constitute a recommendation to buy, sell or hold any assets described herein or in any other, nor does it constitute an offer, invitation or request for the purchase or sale of the referred instruments. This document should not be used in the valuation of the instruments mentioned herein, and the CAPITAL MARKET COMMISSION cannot take responsibility for any direct loss or potential loss arising from the use of this document or its contents. The reproduction of this publication is allowed in part or full, however, subject to the indication of the source.