

Stock Exchange Market

Secondary Market			
Amount Traded			
	January	February	Δ Monthly
Treasury Bills	88,00	909,48	934%
Corporate Bonds	0,00	0,00	0,00%
Treasury Bonds			
Indexed Treasury Bonds	56 139,57	52 084,02	-7,22%
Non-indexed bonds	22 406,04	23 773,08	6,10%
Subtotal	78 633,61	76 766,59	-2,37%
Total	78 633,61	76 766,59	-2,37%

Source: BODIVA

Amount Traded by Segment and Client			
Segment	Clients	January	February
Bilateral Market	Banks	1 914,27	15,58
	Other clients ¹	2 600,36	5 723,13
	Subtotal	4 514,63	5 738,71
Multilateral Market	Banks	37 977,99	43 762,62
	Other clients ¹	36 140,99	27 265,25
	Subtotal	74 118,99	71 027,88
Total		78 633,61	76 766,59

Source: BODIVA | ¹ Includes retail investors and non-banking financial institutions

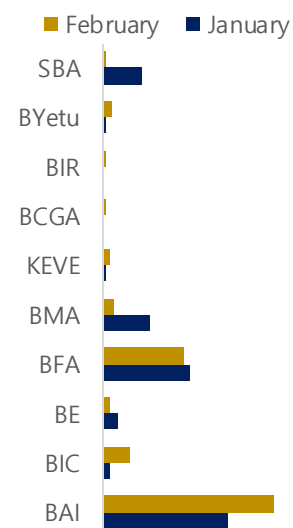
Amount Traded by Type of Customer - for the Purchase			
Sector	January	February	Δ Monthly
Bank	39 892,26	43 778,21	9,74%
Pension Fund	3 611,29	2 079,86	-42,41%
Investment Fund	4 897,33	4 856,33	-0,84%
Social Security	5 881,70	3 582,46	-39,09%
Trade	6 660,64	7 864,78	18,08%
Construction	2 662,29	903,97	-66,05%
Energy	-	304,75	100,00%
Real State	19,89	-	-100,00%
Industry	-	1 413,59	100,00%
Private	6 609,48	9 789,96	48,12%
Fishing	233,24	-	-100,00%
Services	432,07	1 170,21	170,84%
Telecommunication	1 527,54	326,89	-78,60%
Non Governmental Organizatios	-	97,18	100,00%
Oil	1 020,29	-	-100,00%
Health	-	99,91	100,00%
Asset Management	4 985,77	-	-100,00%
Transport	199,82	498,49	149,46%
Total	78 633,61	76 766,59	-2,37%

Source: BODIVA

Amount Traded by Type of Customer - for the Sale			
Sector	January	February	Δ Monthly
Bank	39 880,03	29 565,80	-25,86%
Pension Fund	-	303,89	100,00%
Trade	15 565,08	5 642,95	-63,75%
Construction	6 909,34	11 207,17	62,20%
Real State	505,09	553,44	9,57%
Industry	4 699,97	13 898,56	195,72%
Private	825,10	1 188,74	44,07%
Hotel and Tourism	14,28	260,50	1724,25%
Services	4 874,96	2 274,73	-53,34%
Telecommunication	97,97	474,96	384,78%
Oil	4 284,23	9 910,00	131,31%
Health	70,53	1 485,86	2006,83%
Transport	907,05	-	-100,00%
Total	78 633,61	76 766,59	-2,37%

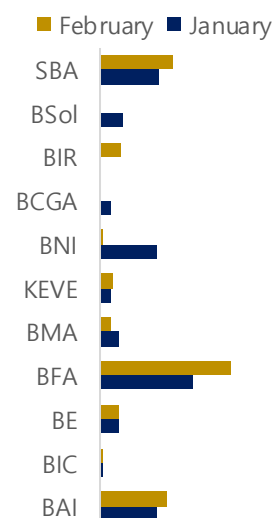
Source: BODIVA

Amount Traded by Intermediary - for the Purchase			
Intermediaries ²	January	February	Δ Monthly
BAI	30 616,23	42 404,41	38,50%
BIC	1 577,77	6 290,90	298,72%
BE	3 552,56	1 366,67	-61,53%
BFA	21 418,95	20 033,93	-6,47%
BMA	11 394,50	2 507,64	-77,99%
KEVE	424,36	1 451,20	241,98%
BCGA	-	438,81	100,00%
BIR	-	124,30	100,00%
BYetu	47,48	1 904,06	3910,15%
SBA	9 601,76	244,66	-97,45%



Source: BODIVA | ² Reported intermediaries that transacted on the observed months

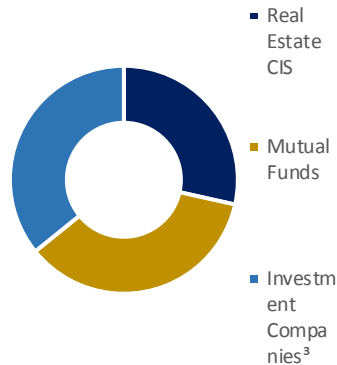
Amount Traded by Intermediary - for the Sale			
Intermediaries ²	January	February	Δ Monthly
BAI	12 837,65	15 203,64	18,43%
BIC	54,04	8,20	-84,83%
BE	4 042,03	4 179,14	3,39%
BFA	21 410,96	29 988,98	40,06%
BMA	4 176,96	2 437,71	-41,64%
KEVE	2 494,04	2 978,24	19,41%
BNI	12 724,56	487,14	-96,17%
BCGA	2 347,24	-	-100,00%
BIR	-	4 835,91	100,00%
BSol	5 002,25	-	-100,00%
SBA	13 219,64	16 622,41	25,74%



Source: BODIVA | ² Reported intermediaries that transacted on the observed months

Collective Investment Schemes

Amount Managed by Type of Collective Investment Schemes		
	January	February
Real Estate CIS	54 299,94	54238,22
Mutual Funds	66 954,76	67 935,35
Investment Companies ³	68 195,54	68 195,54



Source: CMC³ The values are subject to update

Amount Managed by Type of Asset		
	January	February
Real Estate Assets	129 776,07	130 095,40
Cash	9 347,43	8 533,27
Public Debt	68 526,31	70 318,47

Source: CMC| the values are subject to update

Registered Entities

Registered Entities	
Entities Registered at Capital Market Commission	N° of Entities
Stock Exchange	1
Collective Investment Schemes Operators	8
Collective Investment Schemes	22
Stock Brokers	3
Real Estates Appraisers	20
Real Estate Appraisers Certifying Entity	1
Banks	24
Auditors	9

Source: CMC

ABOUT CMC

The Capital Markets Commission (CMC) is an independent public institution, with administrative and financial autonomy, superintended by the President of the Republic and overseen by the Ministry of Finance.

The CMC has as its mission the regulation, supervision, surveillance and promotion of the capital markets and the activity that involves all the agents that participate in these markets, be it directly or indirectly, in the terms of the Presidential Decree nº 54/13, of June 6th (Organic Statute that established the CMC).

Along with the Organic Statute, CMC's activities are incorporated under the Law 22/15 of August 31st (Securities Code – CodVM) and by the law 12/15 of June 17th Financial Institutions Law.

The CMC acts in an independent fashion in the pursuit of its objectives, all the while operating within the limits of the law.

CONTACTS

Telephone: (+244) 992 518 292 | 949 546 473

E-mail: institucional@cmc.gv.ao; gee@cmc.gv.ao

Website: www.cmc.gv.ao

UO/OD 5477 – NIF 5000336025

Complexo Administrativo Clássicos de Talatona, MAT STREET, 3B, GU 19 B

Bloco A5, 1º e 2º Luanda, Angola



COMISSÃO
DO MERCADO
DE CAPITALIS
REPÚBLICA DE ANGOLA

Disclaimer: This document has been written on the basis of information from reliable sources but its accuracy cannot be fully guaranteed. The content of this document do not constitute a recommendation to buy, sell or hold any assets described herein or in any other, nor does it constitute an offer, invitation or request for the purchase or sale of the referred instruments. This document should not be used in the valuation of the instruments mentioned herein, and the CAPITAL MARKET COMMISSION cannot take responsibility for any direct loss or potential loss arising from the use of this document or its contents. The reproduction of this publication is allowed in part or full, however, subject to the indication of the source.