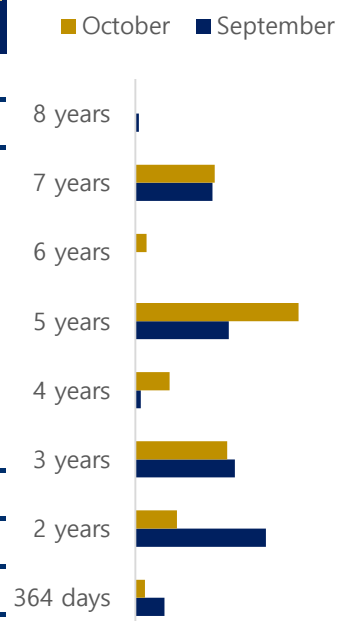


Stock Exchange Market

Secondary Market			
Amount Traded			
	September	October	Δ Monthly
Treasury Bills	5 213,56	1 734,38	-66,73%
Indexed Treasury Bonds	47 973,39	56 509,82	17,79%
Treasury Bonds	24 847,16	18 425,65	-25,84%
unit share	47,00	297,02	531,96%
Subtotal	78 081,11	76 966,87	-1,43%
Total	78 081,11	76 966,87	-1,43%

Source: BODIVA

Amount Traded by Maturity			
	Maturities	September	October
Treasury Bills	364 days	5 213,56	1 734,38
Subtotal		5 213,56	1 734,38
Treasury Bonds	2 years	23 174,16	7 393,52
	3 years	17 684,35	16 335,12
	4 years	1 013,10	6 100,38
	5 years	16 622,15	28 976,46
	6 years	2,26	2 000,21
	7 years	13 683,72	14 129,79
	8 years	640,81	0,00
Subtotal		72 820,55	74 935,47
Unit Share	3 years	47,00	297,02
Subtotal		47,00	297,02
Total		78 081,11	76 966,87

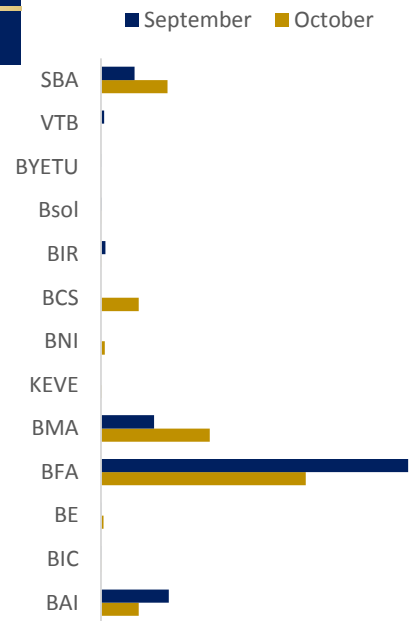


Source: BODIVA

Amount Traded by Segment and Client			
Segment	Clients	September	October
Bilateral Market	Banks	25 707,23	900,08
	Other clients ¹	60,24	72,42
	Subtotal	25 767,47	972,50
Multilateral Market	Banks	43 612,32	50 484,39
	Other clients ¹	8 701,32	25 509,97
	Subtotal	52 313,64	75 994,36
Total		78 081,11	76 966,87

Source: BODIVA | ¹ Includes retail investors and non-banking financial institutions

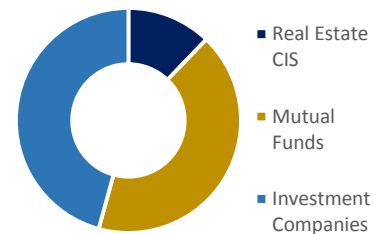
Amount Traded by Intermediary			
Intermediaries ²	September	October	Δ Monthly
BAI	11 232,32	6 280,27	-44,09%
BIC	2,78	79,81	2773,07%
BE	53,52	458,49	756,69%
BFA	50 897,44	33 945,80	-33,31%
BMA	8 841,24	18 008,15	103,68%
KEVE	0,00	114,07	100,00%
BNI	0,00	681,83	100,00%
BCS	0,00	6 256,07	100,00%
BIR	740,38	47,78	-93,55%
Bsol	102,36	61,73	-39,69%
BYETU	80,00	0,00	-100,00%
VTB	526,59	0,00	-100,00%
SBA	5 604,49	11 032,87	96,86%



Source: BODIVA | ² Reported intermediaries that transacted on the observed months

Collective Investment Schemes

Amount Managed by Type of Collective Investment Schemes		
	September	October ³
Real Estate CIS	17 078,82	17 078,82
Mutual Funds	58 957,89	58 957,89
Investment Companies	64 075,11	64 075,11



Source: CMC³ The Value are subject to update

Amount Managed by Type of Asset		
	September	October ³
Real Estate Assets	115 437,56	115 437,56
Cash	14 364,93	14 364,93
Public Debt	58 971,97	58 971,97

Source: CMC³ The Value are subject to update

Registered Entities

Registered Entities	
Entities Registered at Capital Market Commission	Entities
Stock Exchange	1
Colletive Investment Schemes Operators	8
Colletive Investment Schemes	18
Stock Brokers	3
Real Estates Appraisers	20
Real Estate Appraisers Certifying Entity	1
Bancs	22
Auditors	8

Source: CMC

Regulatory Development of Capital Markets

Capital Market Commission Published Diplomas

Instruction n° 006/CMC/10 - 19 Financial report assement by stock brokers

ABOUT CMC

The Capital Markets Commission (CMC) is an independent public institution, with administrative and financial autonomy, superintended by the President of the Republic and overseen by the Ministry of Finance.

The CMC has as its mission the regulation, supervision, surveillance and promotion of the capital markets and the activity that involves all the agents that participate in these markets, be it directly or indirectly, in the terms of the Presidential Decree nº 54/13, of June 6th (Organic Statute that established the CMC).

Along with the Organic Statute, CMC's activities are incorporated under the Law 22/15 of August 31st (Securities Code – CodVM) and by the law 12/15 of June 17th Financial Institutions Law.

The CMC acts in an independent fashion in the pursuit of its objectives, all the while operating within the limits of the law.

CONTACTS

Telephone: (+244) 992 518 292 | 949 546 473

E-mail: institucional@cmc.gv.ao; gee@cmc.gv.ao

Website: www.cmc.gv.ao

UO/OD 5477 – NIF 7403008227

Complexo Administrativo Clássicos de Talatona, MAT STREET, 3B, GU 19 B

Bloco A5, 1º e 2º Luanda, Angola



COMISSÃO
DO MERCADO
DE CAPITAIS
REPÚBLICA DE ANGOLA

Disclaimer: This document has been written on the basis of information from reliable sources but its accuracy cannot be fully guaranteed. The content of this document do not constitute a recommendation to buy, sell or hold any assets described herein or in any other, nor does it constitute an offer, invitation or request for the purchase or sale of the referred instruments. This document should not be used in the valuation of the instruments mentioned herein, and the CAPITAL MARKET COMMISSION cannot take responsibility for any direct loss or potential loss arising from the use of this document or its contents. The reproduction of this publication is allowed in part or full, however, subject to the indication of the source.