

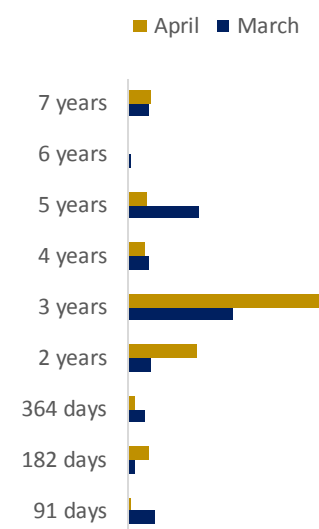
## Stock Exchange Market

Secondary Market			
Amount Traded			
	March	April	Δ Monthly
Treasury Bills	11,35	6,93	-38,94%
Indexed Treasury Bonds	42,35	44,61	5,34%
Treasury Bonds	12,43	27,34	119,95%
Unit Share	0,002	0,001	-56,52%
<b>Subtotal</b>	<b>66,13</b>	<b>78,88</b>	<b>19,28%</b>
<b>Total</b>	<b>66,13</b>	<b>78,88</b>	<b>19,28%</b>

Source: BODIVA

Amount Traded by Maturity			
	Maturities	March	April
Treasury Bills	91 days	6,27	0,47
	182 days	1,42	4,81
	364 days	3,66	1,64
<b>Subtotal</b>		<b>11,35</b>	<b>6,92</b>
Treasury Bonds	2 years	5,24	15,53
	3 years	23,80	43,59
	4 years	4,54	3,55
	5 years	16,12	4,26
	6 years	0,33	0,00
	7 years	4,75	5,03
	<b>Subtotal</b>		<b>54,78</b>
<b>Total</b>		<b>66,13</b>	<b>78,88</b>

Source: BODIVA

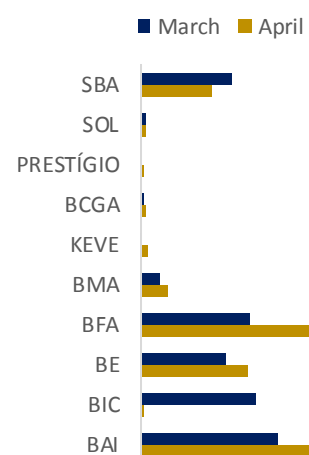


Amount Traded by Segment and Client			
Segment	Clients	March	April
Bilateral Market	Banks	0,002	1,34
	Other clients <sup>1</sup>	13,73	5,74
<b>Subtotal</b>		<b>13,73</b>	<b>7,08</b>
Multilateral Market	Banks	10,98	26,10
	Other clients <sup>1</sup>	41,42	45,70
<b>Subtotal</b>		<b>52,40</b>	<b>71,80</b>
<b>Total</b>		<b>66,13</b>	<b>78,88</b>

Source: BODIVA | <sup>1</sup> Includes retail investors and non-banking financial institutions

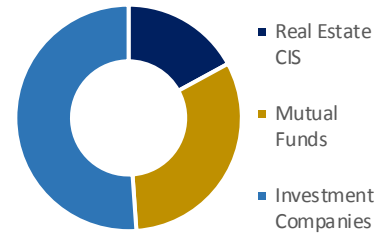
Amount Traded by Intermediary			
Intermediaries <sup>2</sup>	March	April	Δ Monthly
BAI	16,04	25,33	57,92%
BIC	13,36	0,31	-97,68%
BE	9,99	12,53	25,43%
BFA	12,70	26,70	110,24%
BMA	2,37	3,30	40,43%
KEVE	0,03	0,77	2306,25%
BCGA	0,50	0,70	40,00%
PRESTÍGIO	-	0,32	N/A
SOL	0,56	0,74	32,73%
SBA	10,62	8,19	-22,88%

Source: BODIVA | <sup>2</sup> Reported intermediaries that transacted on the observed months



## Collective Investment Schemes

Amount Managed by Type of Collective Investment Schemes		
	February	March
Real Estate CIS	16,79	16,86
Mutual Funds	31,14	31,47
Investment Companies	50,49	50,51



Source: CMC

**Note:** March data may be updated

Amount Managed by Type of Asset		
	February	March
Real Estate Assets	95,49	95,44
Cash	18,61	21,41
Public Debt	24,14	24,21

Source: CMC

**Note:** March data may be updated

## Registered Entities

Registered Entities	
Entities Registered at Capital Market Commission	Entities
<b>Stock Exchange</b>	1
<b>Collective Investment Schemes Operators</b>	7
<b>Collective Investment Schemes</b>	13
<b>Stock Brokers<sup>3</sup></b>	25
<b>Real Estates Appraisers</b>	18
<b>Real Estate Appraisers Certifying Entity</b>	1
<b>External Auditors</b>	8

Source: CMC | <sup>3</sup> Includes banks providing intermediation services

## Regulatory Development of Capital Markets

### Capital Market Commission Published Diplomas

---

Instruction n.º 002/CMC/03-19, de 18 of March Disclosure of information by Stock Brokers

---

### Laws passed by the National Assembly

---

Law n.º 1/19, de 27 of March Legislative Authorization Law on the Legal Regime of Commercial Comercial

---

Law n.º 2/19, de 27 of March Legislative Authorization Law on the Legal Regime of Guarantee Funds of Regulated Market managing bodies, and Central Counterparty and Clearing Houses

---

## ABOUT CMC

The Capital Markets Commission (CMC) is an independent public institution, with administrative and financial autonomy, superintended by the President of the Republic and overseen by the Ministry of Finance.

The CMC has as its mission the regulation, supervision, surveillance and promotion of the capital markets and the activity that involves all the agents that participate in these markets, be it directly or indirectly, in the terms of the Presidential Decree nº 54/13, of June 6th (Organic Statute that established the CMC).

Along with the Organic Statute, CMC's activities are incorporated under the Law 22/15 of August 31st (Securities Code – CodVM) and by the law 12/15 of June 17th Financial Institutions Law .

The CMC acts in an independent fashion in the pursuit of its objectives, all the while operating within the limits of the law .

## CONTACTS

Telephone: (+244) 992 518 292 | 949 546 473

E-mail: [institucional@cmc.gv.ao](mailto:institucional@cmc.gv.ao); [gee@cmc.gv.ao](mailto:gee@cmc.gv.ao)

Website: [www.cmc.gv.ao](http://www.cmc.gv.ao)

UO/OD 5477 – NIF 7403008227

Complexo Administrativo Clássicos de Talatona, MAT STREET, 3B, GU 19 B  
Bloco A5, 1º e 2º Luanda, Angola



COMISSÃO  
DO MERCADO  
DE CAPITALIS  
REPÚBLICA DE ANGOLA

Disclaimer: This document has been written on the basis of information from reliable sources but its accuracy cannot be fully guaranteed. The content of this document do not constitute a recommendation to buy, sell or hold any assets described herein or in any other, nor does it constitute an offer, invitation or request for the purchase or sale of the referred instruments. This document should not be used in the valuation of the instruments mentioned herein, and the CAPITAL MARKET COMMISSION cannot take responsibility for any direct loss or potential loss arising from the use of this document or its contents. The reproduction of this publication is allowed in part or full, however, subject to the indication of the source.