

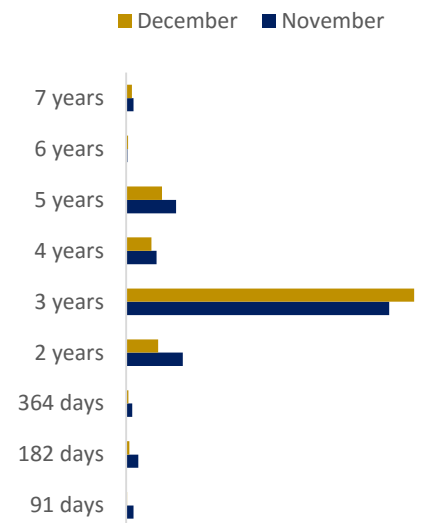
Amounts in Billion of AOA

Stock Exchange Market

Primary Market			
Amount Traded			
	November	December	Δ Monthly
Corporate Bonds		0,70	
Total		0,70	
Secondary Market			
Amount Traded			
	November	December	Δ Monthly
Treasury Bills	4,60	1,14	-75,22%
Indexed Treasury Bonds	64,52	62,51	-3,12%
Treasury Bonds	8,29	6,71	-19,06%
Subtotal	77,41	70,36	-9,11%
Total	77,41	71,06	-8,20%

Source: BODIVA

Amount Traded by Maturity			
	Maturities	November	December
Treasury Bills	91 days	1,33	0,18
	182 days	2,18	0,56
	364 days	1,09	0,40
Subtotal		4,60	1,14
Treasury Bonds	2 years	10,11	5,70
	3 years	46,88	51,31
	4 years	5,42	4,49
	5 years	8,88	6,37
	6 years	0,23	0,33
	7 years	1,29	1,01
	Subtotal		72,81
Total		77,41	70,36



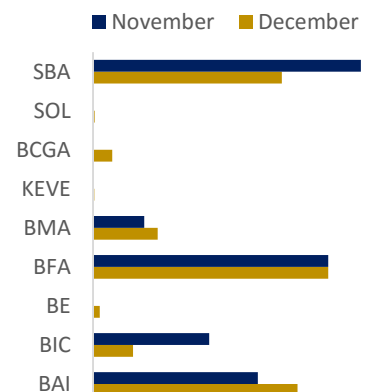
Source: BODIVA

Amount Traded by Segment and Client			
Segment	Clients	November	December
Bilateral Market	Banks	0,71	
	Other clients ¹	15,65	0,71
	Subtotal		16,36
Multilateral Market	Banks	19,38	17,38
	Other clients ¹	41,67	52,27
	Subtotal		61,05
Total		77,41	70,36

Source: BODIVA | ¹ Includes retail investors and non-banking financial institutions

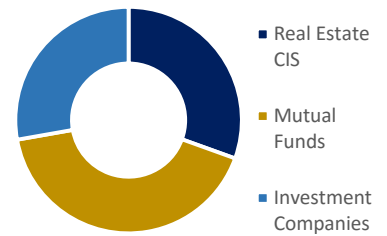
Amount Traded by Intermediary			
Intermediaries ²	November	December	Δ Monthly
BAI	15,28	18,96	24,08%
BIC	10,78	3,72	-65,49%
BE	--	0,62	N/A
BFA	21,79	21,79	0,00%
BMA	4,76	5,99	25,84%
KEVE	--	0,13	N/A
BCGA	--	1,78	N/A
SOL	--	0,15	N/A
SBA	24,81	17,49	-29,50%

Source: BODIVA | ² Reported intermediaries that transacted on the observed months



Collective Investment Schemes

Amount Managed by Type of Collective Investment Schemes		
	November	December
Real Estate CIS	17,47	17,58
Mutual Funds	26,59	26,79
Investment Companies	17,54	17,83



Source: CMC

Amount Managed by Type of Asset		
	November	December
Real Estate Assets	59,61	61,21
Cash	4,08	4,75
Public Debt	22,21	21,53

Source: CMC

Registered Entities

Registered Entities	
Entities Registered at Capital Market Commission	Entities
Stock Exchange	1
Collective Investment Schemes Operators	6
Collective Investment Schemes	14
Stock Brokers ³	24
Real Estates Appraisers	17
Real Estate Appraisers Certifying Entity	1
Auditors	7

Source: CMC | ³ Includes banks providing intermediation services

ABOUT CMC

The Capital Markets Commission (CMC) is an independent public institution, with administrative and financial autonomy, superintended by the President of the Republic and overseen by the Ministry of Finance.

The CMC has as its mission the regulation, supervision, surveillance and promotion of the capital markets and the activity that involves all the agents that participate in these markets, be it directly or indirectly, in the terms of the Presidential Decree nº 54/13, of June 6th (Organic Statute that established the CMC).

Along with the Organic Statute, CMC's activities are incorporated under the Law 22/15 of August 31st (Securities Code – CodVM) and by the law 12/15 of June 17th Financial Institutions Law.

The CMC acts in an independent fashion in the pursuit of its objectives, all the while operating within the limits of the law.

CONTACTS

Telephone: (+244) 992 518 292 | 949 546 473

E-mail: institucional@cmc.gv.ao; gee@cmc.gv.ao

Website: www.cmc.gv.ao

UO/OD 5477 – NIF 7403008227

Complexo Administrativo Clássicos de Talatona, MAT STREET, 3B, GU 19 B
Bloco A5, 1º e 2º Luanda, Angola



COMISSÃO
DO MERCADO
DE CAPITALIS
REPÚBLICA DE ANGOLA

Disclaimer: This document has been written on the basis of information from reliable sources but its accuracy cannot be fully guaranteed. The content of this document do not constitute a recommendation to buy, sell or hold any assets described herein or in any other, nor does it constitute an offer, invitation or request for the purchase or sale of the referred instruments. This document should not be used in the valuation of the instruments mentioned herein, and the CAPITAL MARKET COMMISSION cannot take responsibility for any direct loss or potential loss arising from the use of this document or its contents. The reproduction of this publication is allowed in part or full, however, subject to the indication of the source.