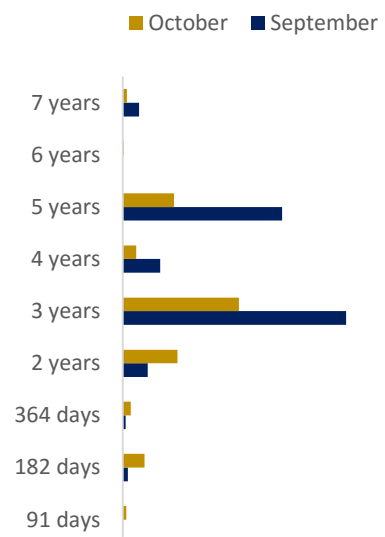


Stock Exchange Market

Amount Traded			
	September	October	Δ Monthly
Treasury Bills	1,40	5,75	310,71%
Indexed Treasury Bonds	73,66	36,23	-50,81%
Treasury Bonds	6,55	5,63	-14,05%
Total	81,61	47,61	-41,66%

Source: BODIVA

Amount Traded by Maturity			
	Maturities	September	October
Treasury Bills	91 days	0,02	0,61
	182 days	0,89	3,78
	364 days	0,50	1,36
Subtotal		1,40	5,75
Treasury Bonds	2 years	4,33	9,53
	3 years	38,84	20,21
	4 years	6,53	2,33
	5 years	27,70	8,88
	6 years	--	0,17
	7 years	2,81	0,74
	Subtotal		80,21
Total		81,61	47,61



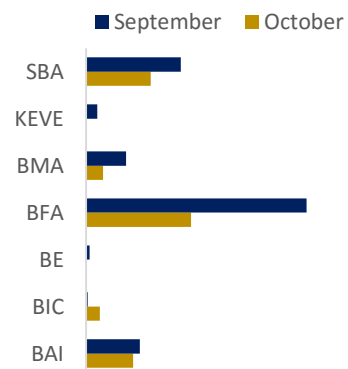
Source: BODIVA

Amount Traded by Segment and Client			
Segment	Clients	September	October
Bilateral Market	Banks	18,08	16,87
	Other clients ¹	41,67	21,05
Subtotal		59,75	37,92
Multilateral Market	Banks		
	Other clients ¹	21,86	9,69
Subtotal		21,86	9,69
Total		81,61	47,61

Source: BODIVA | ¹ Includes retail investors and non-banking financial institutions

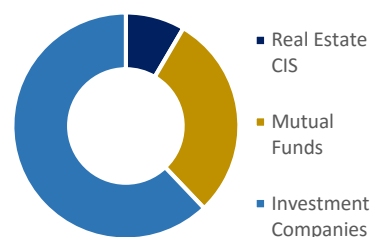
Amount Traded by Intermediary			
Intermediaries ²	September	October	Δ Monthly
BAI	10,32	9,00	-12,79%
BIC	0,32	2,66	733,86%
BE	0,65	--	N/A
BFA	42,33	20,15	-52,40%
BMA	7,70	3,27	-57,53%
KEVE	2,12	0,12	-94,34%
SBA	18,17	12,41	-31,70%

Source: BODIVA | ² Reported intermediaries that transacted on the observed months



Collective Investment Schemes

Amount Managed by Type of Collective Investment Schemes		
	September	October
Real Estate CIS	8,97	6,87
Mutual Funds	21,28	23,89
Investment Companies	37,83	50,41



Source: CMC

Amount Managed by Type of Asset		
	September	October
Real Estate Assets	46,80	57,28
Cash	2,22	4,07
Public Debt	23,27	22,21

Source: CMC

Registered Entities

Registered Entities	
Entities Registered at Capital Market Commission	Entities
Stock Exchange	1
Collective Investment Schemes Operators	7
Collective Investment Schemes	12
Stock Brokers ³	24
Real Estates Appraisers	15
Real Estate Appraisers Certifying Entity	1
Auditors	7

Source: CMC | ³ Includes banks providing intermediation services

ABOUT CMC

The Capital Markets Commission (CMC) is an independent public institution, with administrative and financial autonomy, superintended by the President of the Republic and overseen by the Ministry of Finance.

The CMC has as its mission the regulation, supervision, surveillance and promotion of the capital markets and the activity that involves all the agents that participate in these markets, be it directly or indirectly, in the terms of the Presidential Decree nº 54/13, of June 6th (Organic Statute that established the CMC).

Along with the Organic Statute, CMC's activities are incorporated under the Law 22/15 of August 31st (Securities Code – CodVM) and by the law 12/15 of June 17th Financial Institutions Law.

The CMC acts in an independent fashion in the pursuit of its objectives, all the while operating within the limits of the law.

CONTACTS

Telephone: (+244) 992 518 292 | 949 546 473

E-mail: institucional@cmc.gv.ao; deed@cmc.gv.ao

Website: www.cmc.gv.ao

UO/OD 5477 – NIF 7403008227

Complexo Administrativo Clássicos de Talatona, MAT STREET, 3B, GU 19 B
Bloco A5, 1º e 2º Luanda, Angola



COMISSÃO
DO MERCADO
DE CAPITALIS
REPÚBLICA DE ANGOLA

Disclaimer: This document has been written on the basis of information from reliable sources but its accuracy cannot be fully guaranteed. The content of this document do not constitute a recommendation to buy, sell or hold any assets described herein or in any other, nor does it constitute an offer, invitation or request for the purchase or sale of the referred instruments. This document should not be used in the valuation of the instruments mentioned herein, and the CAPITAL MARKET COMMISSION cannot take responsibility for any direct loss or potential loss arising from the use of this document or its contents. The reproduction of this publication is allowed in part or full, however, subject to the indication of the source.